

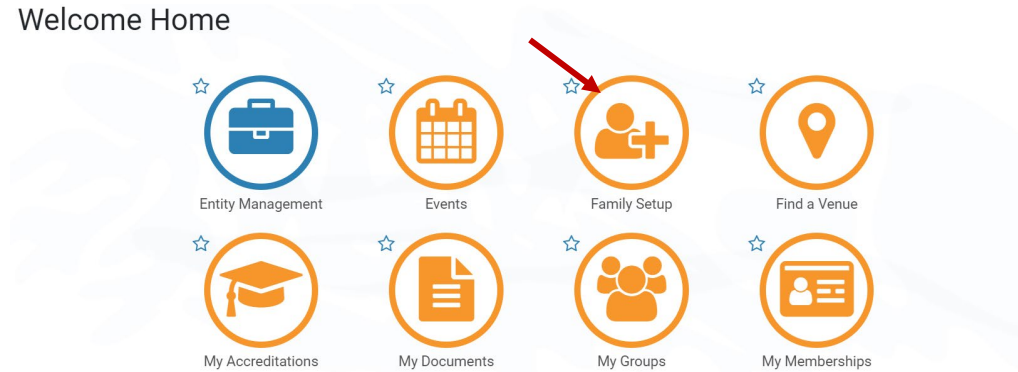
## How to join another family group

A family group allows a principle/s to manage the family group. A family group contains at least one principal and any number of dependants (under 18 years) or independent members (18 + years)

If your family group is showing incorrectly, please do not re-register or add these family members again, contact SwimmingSA for assistance [admin@sa.swimming.org.au](mailto:admin@sa.swimming.org.au)

Log into your Swim Central profile - Click on **'Family Setup'**

Welcome Home



Name your **'Family Group'**

Set your **'4-digit security PIN'**

Create a New Family Group

1 Provide a name for your Family Group:

The  Family

2 Add a PIN to secure your account:

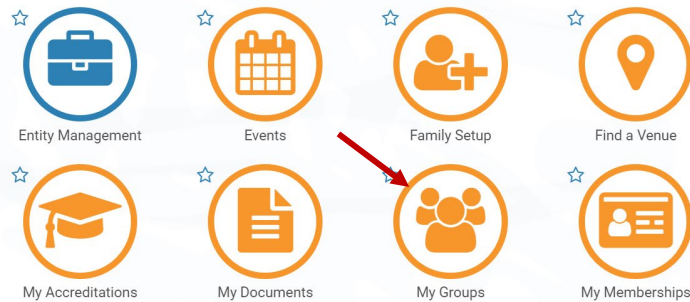
3 Confirm your eligibility:

I am 18 or over and eligible to be a guardian of minors

Confirm ✓

Click on **'My Groups'**

Welcome Home



Enter the **email address of the family group you wish to join**

Click on **'Send Request'**

Family Groups

You may request to join a Family Group by entering the e-mail address of the family group founder and clicking 'Send Request'.

Email  [Send Request](#)

Associations [^](#) Type Status Principal

No Records to Display

**What are Groups?**

Groups is a place where you can keep track of all your different Groups.

Types of Groups that are listed here could include:

- Messaging, Management or Participant Groups created by an Entity Administrator
- Other Family Groups you have requested to join

Please note, Groups is not to be confused with your 'My Family' which is where you will see yourself and your dependents listed.

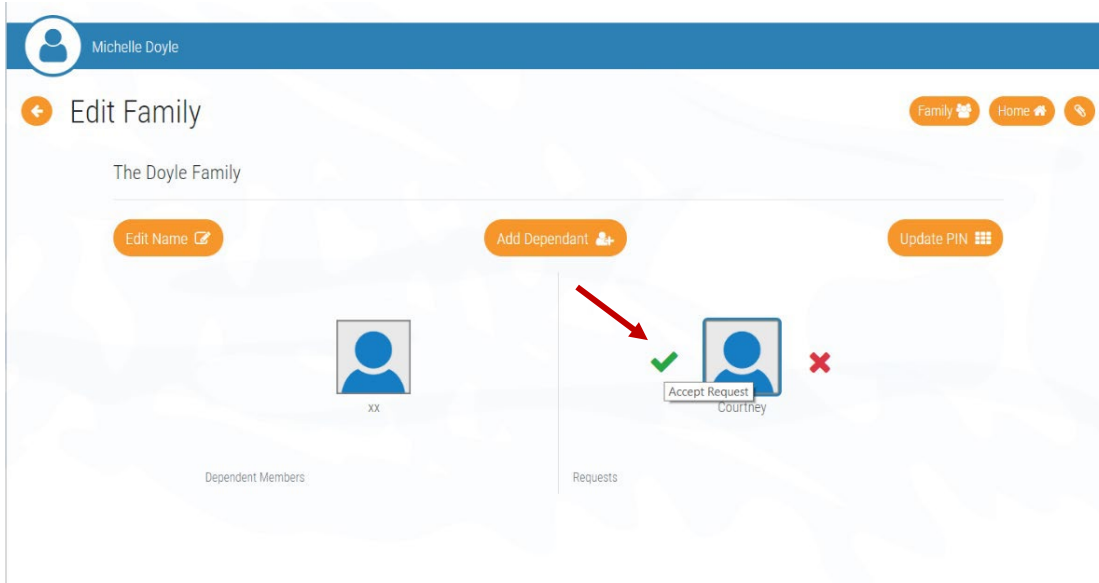
You can leave a group at any time.

To approve the request the principal of the family group that you wish to join will need to login

click **'Family Setup'**

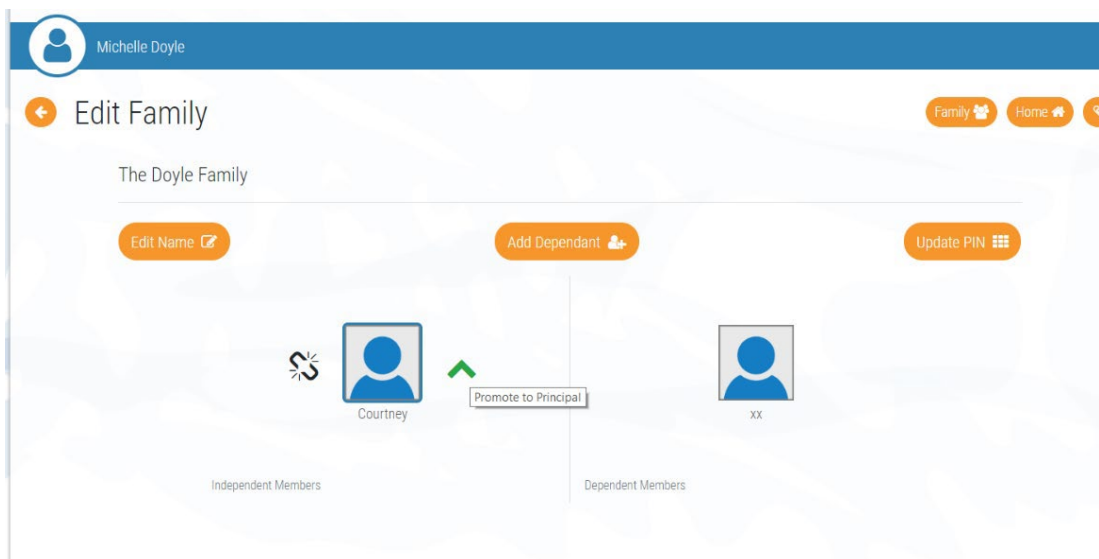


Select the green tick to approve or red cross to deny



To allow this member to see and act upon behalf of any dependants in the family group you can promote that member to a group principle.

To promote the member, **click on the member avatar and select the green** 



Now both adults in the family can log in as themselves and see all family group members.