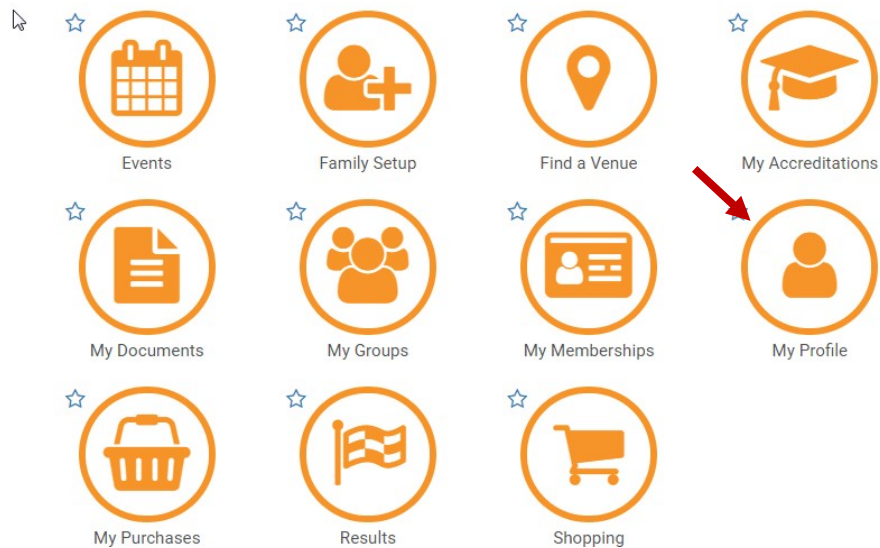


## How to edit member details in Swim Central

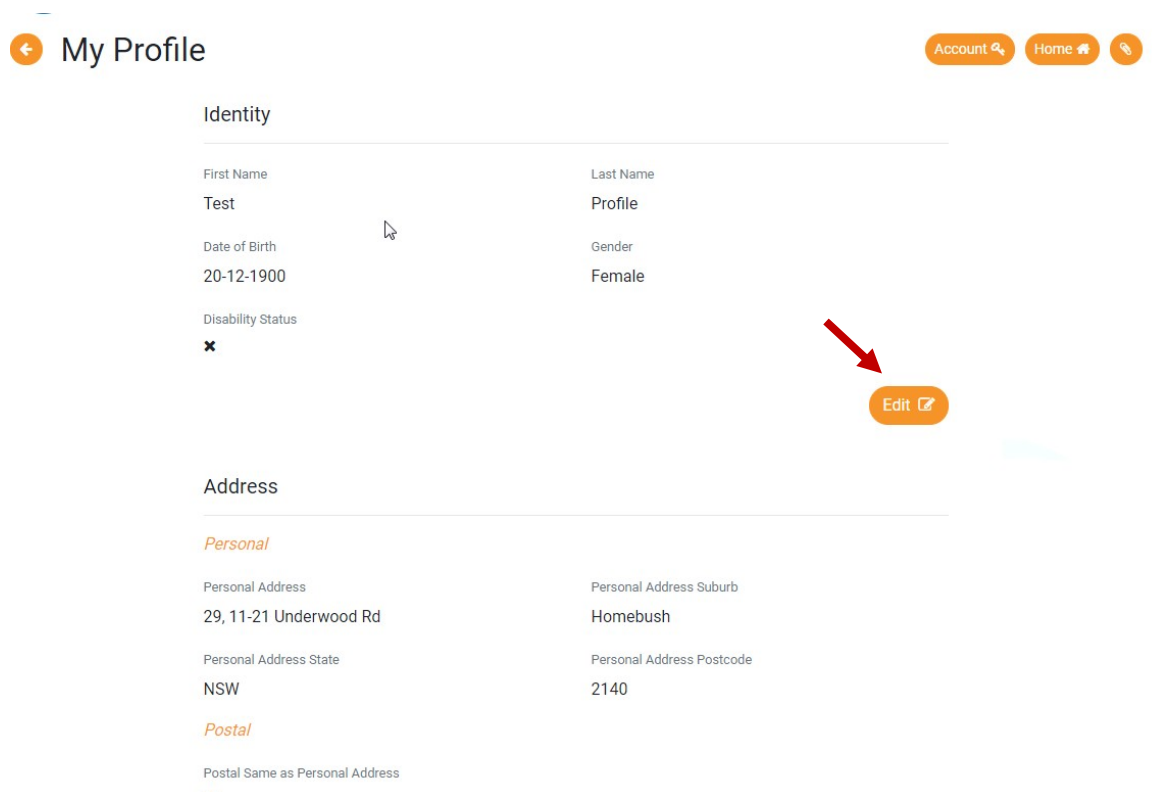
The individual participant or their guardian will need to update their details themselves once logged in to Swim Central.

Once logged in, click on the **'My Profile'** tab.



Welcome Home







Once in 'My Profile' the participant will be given the option to edit any necessary details, by clicking the **'Edit'** button.



The participant will be taken to the next page which allows them to edit their personal details. There are 4 tabs across the top that allow editing- 'Identity', 'Address', 'Contact' & 'Other'. Click 'Save'

 **Edit My Profile** Profile 

 Identity    Address    Contact    Other

---

**Identity**

<p>Title</p> <input type="text" value="Please Select"/>	<p>First Name *</p> <input style="font-size: small; text-align: right;" type="text" value="Test"/> 4 of 50
<p>Last Name *</p> <input style="font-size: small; text-align: right;" type="text" value="Profile"/> 7 of 50	<p>Preferred Name</p> <input style="font-size: small; text-align: right;" type="text" value="Preferred Name"/> 0 of 100
<p>Date of Birth *</p> <input type="text" value="20/12/1900"/>	<p>Country of Birth</p> <input style="font-size: small; text-align: right;" type="text" value="Country of Birth"/> 0 of 100
<p>Gender *</p> <input type="text" value="Female"/>	<p>Aboriginal Or Torres Strait Islander</p> <input type="text" value="Please Select"/>

