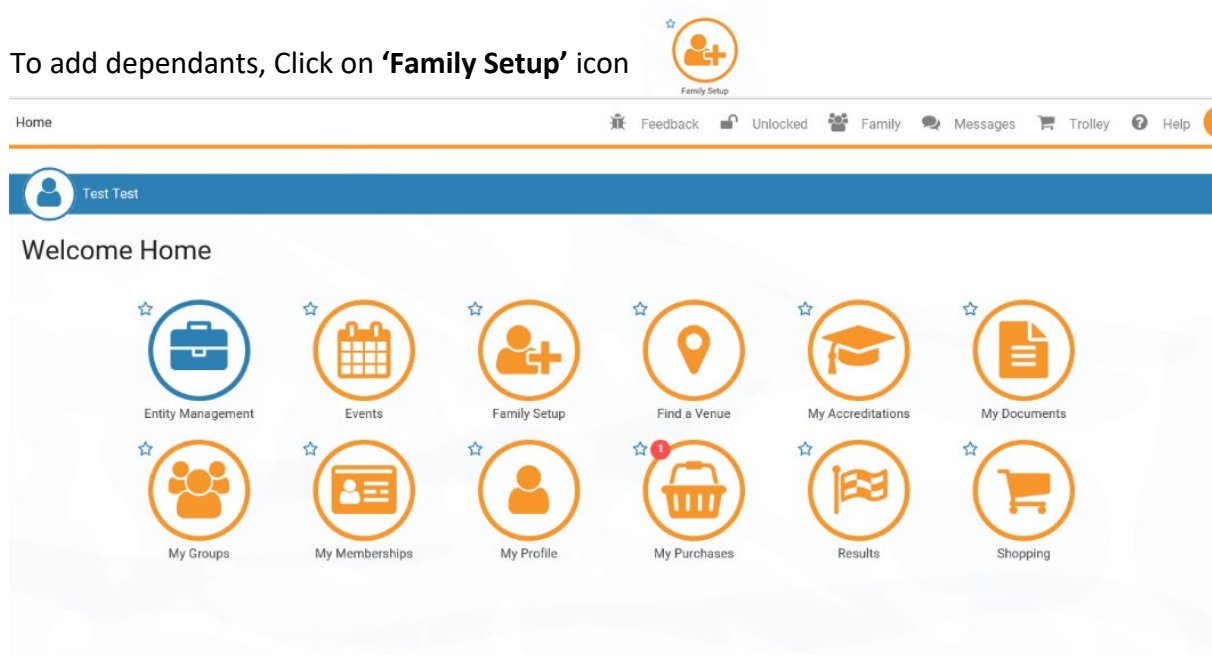


## How to add and edit dependants (Family members)

Login to Swim Central

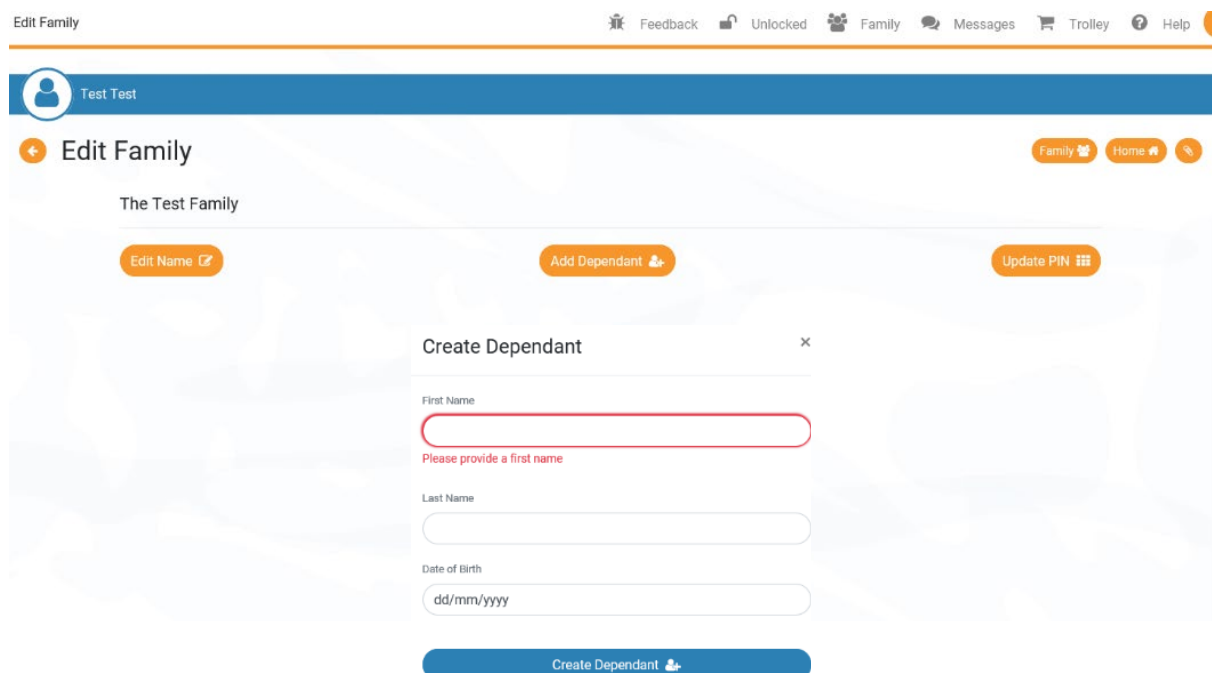
Enter Family Administration Pin

To add dependants, Click on 'Family Setup' icon



Click on 'Add Dependant' add additional family members Name and DOB

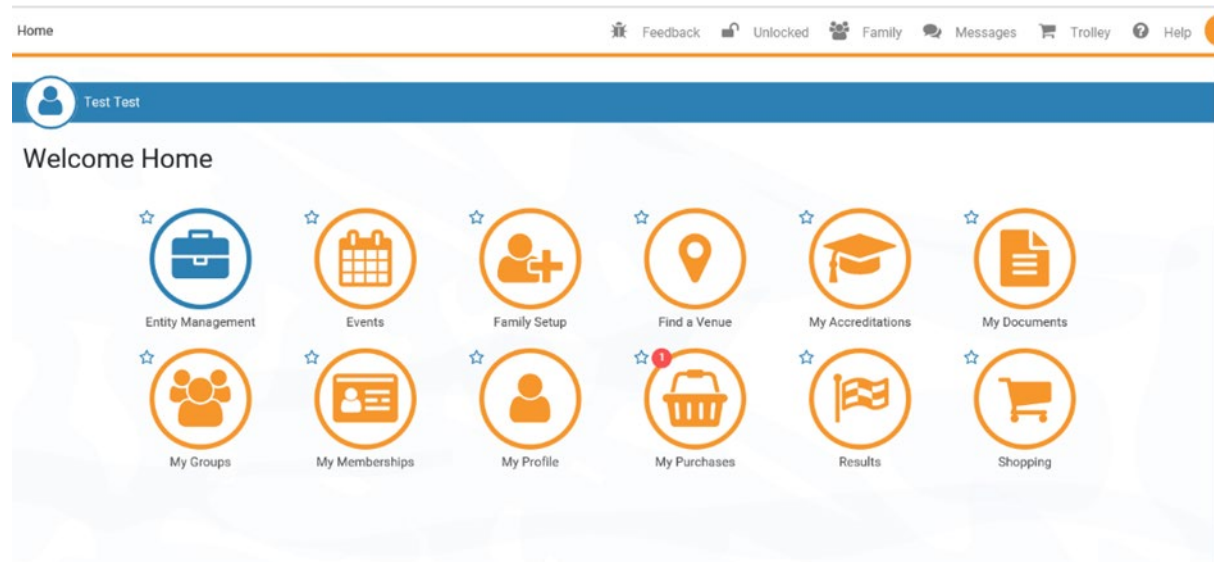
Click on 'Create Dependant'



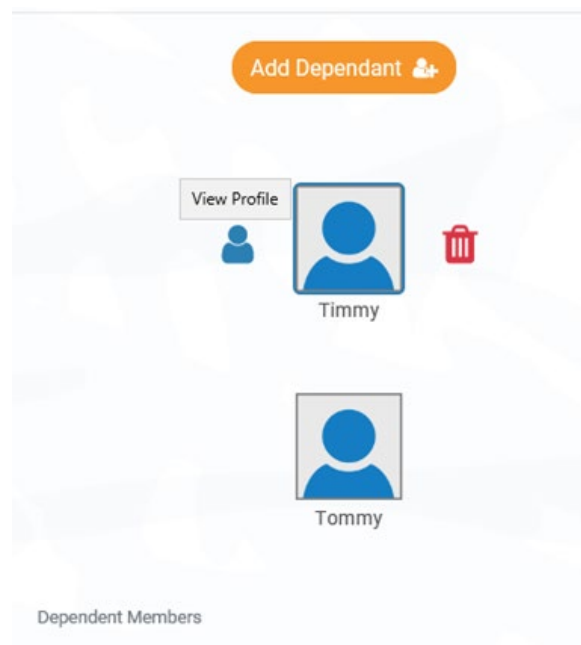
## To Edit dependant's details

The Principal/Guardian will need to login to Swim Central.

Once logged in, click on the **'Family Setup'** icon.



Click on **'View profile'**



Click on 'Edit' to update

← My Profile Account Home

### Identity

First Name	Last Name
Timmy	Test
Date of Birth	Gender
01-10-2007	Male
Disability Status	
✘	

[Edit](#)

### Address

*Postal*

Postal Same as Personal Address

✘

[Edit](#)

### Contact

[End Impersonation](#)

Update details Click on 'Save'

Click on 'End Impersonation' [End Impersonation](#) at the bottom of the screen to return to family setup

Feedback Unlocked Family Messages Trolley Help Sign out

Identity Address Contact Other

### Identity

Title	First Name *
Please Select	Timmy
Preferred Name	Last Name *
Preferred Name	Test
Date of Birth *	Country of Birth
1/10/2007	Country of Birth
Gender *	Aboriginal Or Torres Strait Islander
Male	Please Select
Multi Class Category	Disability Status - R/O
Please Select	<input type="checkbox"/>
USI Number	ASCTA number - R/O
USI Number	ASCTA number

[Cancel](#) [Save](#)

[End Impersonation](#)