

How To Purchase an Unallocated Lane

All vacant lanes after close of entries for SwimmingSA meets (excluding Championships) will be available for sale. No additional heats will be created to accommodate lane sales (if multiple swimmers are seeking the same lane names will be drawn from a hat).

Swimmers must apply by:

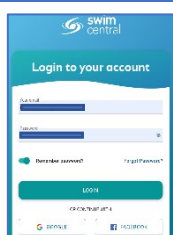
- purchasing lane sale product from Swim Central; and
- completing the lane sale form; and
- emailing the form and payment receipt to SwimmingSA (events@sa.swimming.org.au)

Lane Sales will CLOSE 24hrs prior to the meet start date.

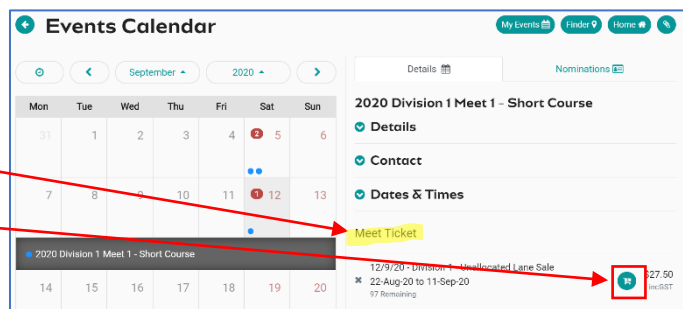
There will be no lane sales on the day of the meet.

Lanes available and closing time will be subject to COVID capacity and safety requirements.

1. Log into Swim Central and Click on Events Calendar



2. Search Events Calendar for Meet. Click on Meet and scroll to ticket list

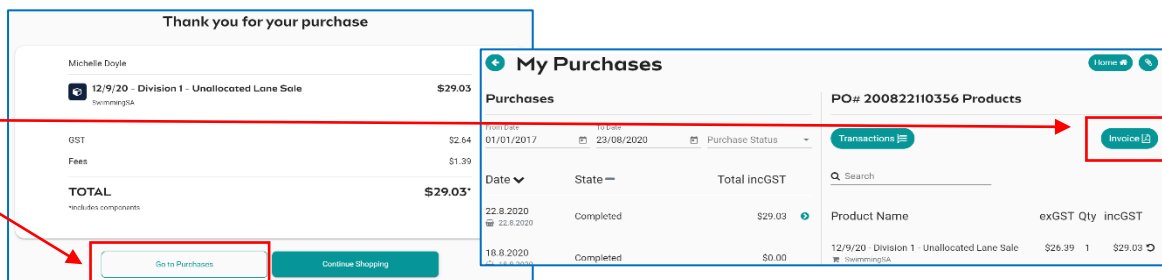


3. Add Lane Sale Ticket to Cart

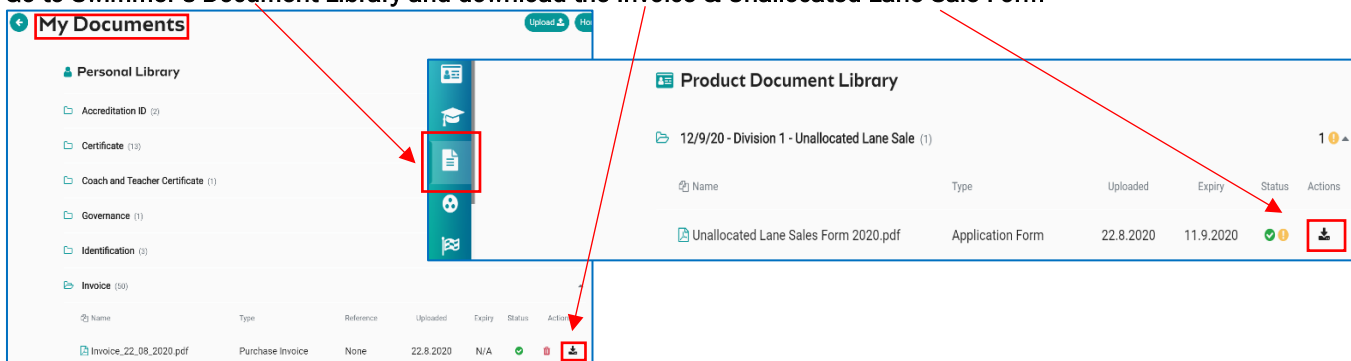
4. Click on Cart and Process Payment



5. View Purchases and Create Invoice



6. Go to Swimmer's Document Library and download the Invoice & Unallocated Lane Sale Form



7. Submit completed form and invoice to SwimmingSA at events@sa.swimming.org.au no later than **24hrs prior** to meet start date.