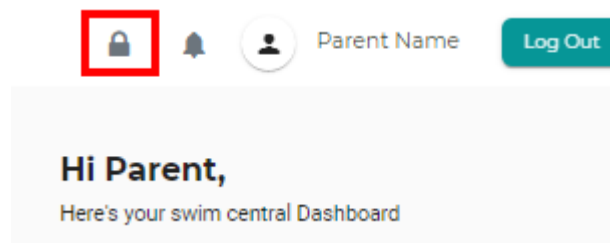


HOW TO REGISTER FOR COME & TRY MEMBERSHIP – 4 WEEKS FREE

If you are registering an account for your child who is under 18, the parent guardian must first [REGISTER](#) then [CREATE A FAMILY GROUP](#) and then [ADD YOUR CHILD](#) to your group.

STEP 1.

Login to Swim Central [CLICK HERE](#) and select the padlock at the top right corner and enter your 'PIN'

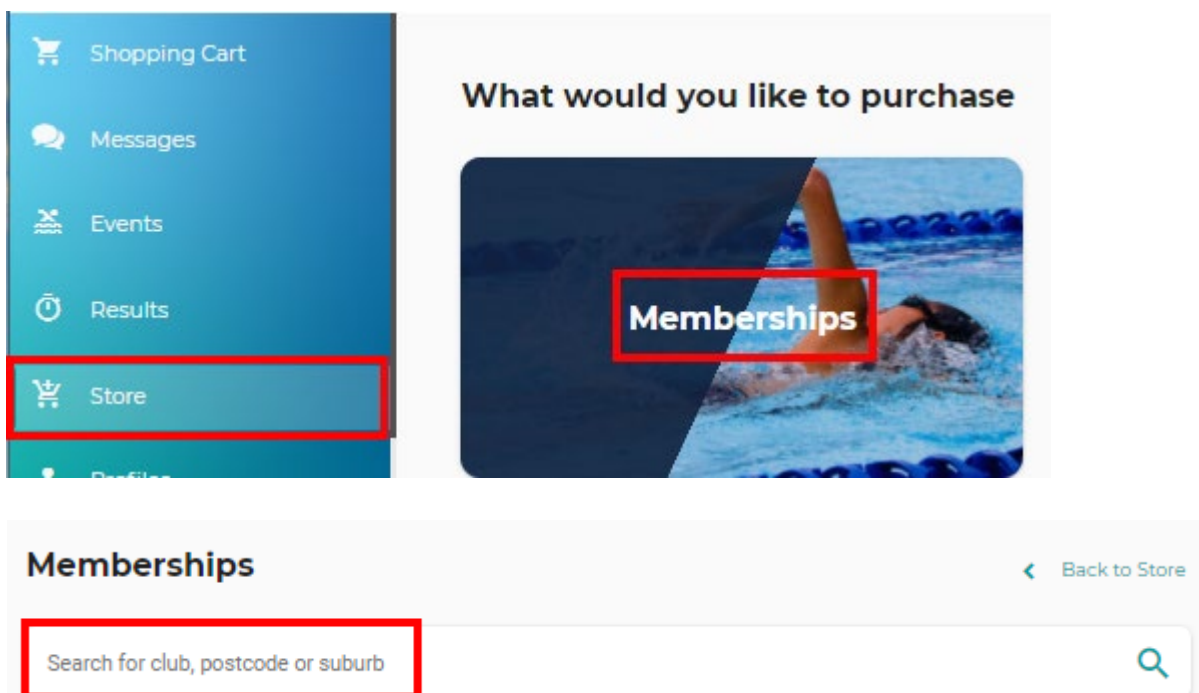


NB. If you are an individual not attached to a family group purchasing for yourself you will not require a PIN

STEP 2.

From the menu options **Select Store, Select Memberships**

Type in '**South Australia**' in the Search for Club field & '**select South Australia**'.




STEP 3.

Select the member,

Select the 'Come & Try membership'

Once you have the correct membership selected, click 'Add to Cart'.

The screenshot shows a web interface for selecting a membership. At the top, there is a search bar labeled "Club Name" with a close button (X). Below this, on the left, is a dropdown menu for "Assignee" with "Child Name" selected. Below the dropdown is a table of "Available Memberships". The table has two columns: "Available Memberships" and "Price". One membership is highlighted with a red box: "Membership Product Name" with a price of "\$135.00*". Below the table, there is a note: "* Inclusive of Fees and Taxes" and a pagination indicator "1 - 1 of 1" with left and right arrows. On the right side, there is a "Membership Product Name" section with a dark blue header. Below the header, it shows "Club Name" and a circular icon with "CN" next to "Child Name". Below this, there are several fields: "Start Date" (1.7.2020), "Expiry Date" (30.6.2021), "Age group" (0 to 8), and "Payment Type" (Upfront Payment). Below these fields is a section for "Product Description Details". At the bottom of the interface, there are two buttons: "Add To Cart" (highlighted with a red box) and "Checkout".

Available Memberships	Price
 Membership Product Name Club Name	\$135.00*

* Inclusive of Fees and Taxes 1 - 1 of 1 < >

Membership Product Name
Club Name

CN Child Name

Start Date: 1.7.2020
Expiry Date: 30.6.2021
Age group: 0 to 8
Payment Type: Upfront Payment

Product Description Details

[Add To Cart](#) [Checkout](#)

Continue to add memberships to your cart by selecting the member and then finding the appropriate membership then adding to cart as required.

STEP 4.

Once all memberships have been added to your cart

Select **Checkout** Confirm all details are correct and assigned to the correct name

Read and **'Agree to the Terms & Conditions'**

Select **'Complete Purchase'**

The screenshot shows a checkout page with a cart summary on the left and a payment method section on the right. The cart summary lists two items: 'Parent NAME' and 'Child NAME', both priced at \$0.00. The total is also \$0.00. The payment method section shows 'No Payment Needed' and a checkbox for 'Agree with Terms & Conditions' which is checked. A red box highlights the 'Complete Purchase' button.

Item	Price
Parent NAME	\$0.00
Child NAME	\$0.00
TOTAL	\$0.00*

*includes components

Payment Method

No Payment Needed

These products do not require payment to be provided. Continue with purchase when you are ready.

Agree with [Terms & Conditions](#)

Complete Purchase

A screen saying **'Thank you for your purchase'** shows with a summary of your purchases and a confirmation email will be sent to your registered email address

The screenshot shows a confirmation screen titled 'Thank you for your purchase'. It displays a summary of the purchase, including the child's name, the membership product name, the club name, and the total price of \$0.00. There are two buttons at the bottom: 'Go to Purchases' and 'Continue Shopping'.

Item	Price
Child Name	
Membership Product Name	\$0.00
Club Name	
GST	
Fees	
TOTAL	\$0.00

*includes components

[Go to Purchases](#) [Continue Shopping](#)