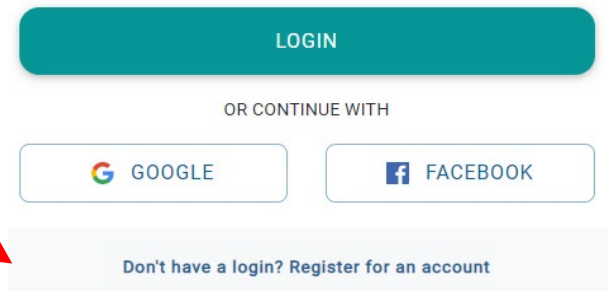


HOW TO REGISTER FOR COME & TRY MEMBERSHIP – 4 WEEKS FREE

If you are registering an account for your child who is under 18, the parent guardian must first register and then create a family group, where you will then be able to add your child to your family group.

Login to Swim Central [CLICK HERE](#)

The parent/guardian will need to register as a new member
Click on **'Don't have a login? Register for an account'**



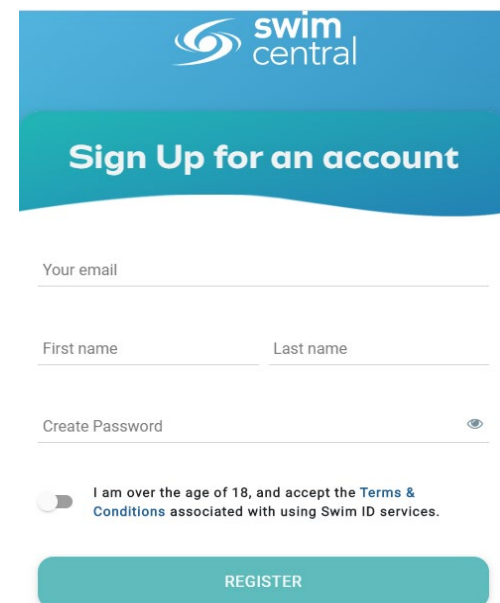
A screenshot of the Swim Central login page. At the top is a teal 'LOGIN' button. Below it is the text 'OR CONTINUE WITH'. There are two buttons: 'GOOGLE' with the Google logo and 'FACEBOOK' with the Facebook logo. At the bottom of this section is a light blue button with the text 'Don't have a login? Register for an account'. A red arrow points to this button from the left.

Enter your **email**

Enter your **First name & Last name**

Create a **password**

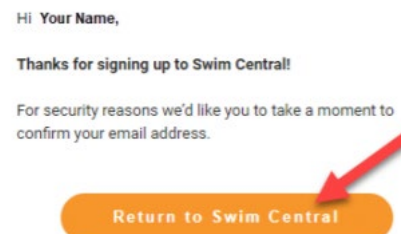
Accept the T&Cs then select Register



A screenshot of the Swim Central sign-up form. The header is blue with the 'swim central' logo. Below the header is a teal banner that says 'Sign Up for an account'. The form fields include: 'Your email', 'First name' and 'Last name', and 'Create Password' with an eye icon. There is a toggle switch for 'I am over the age of 18, and accept the Terms & Conditions associated with using Swim ID services.' At the bottom is a teal 'REGISTER' button.

A confirmation email will be sent to the registered email address from noreply@swimming.org.au.


Select **Return to Swim Central** from the e-mail



A screenshot of a confirmation email. It says 'Hi Your Name,' followed by 'Thanks for signing up to Swim Central!'. Below that, it says 'For security reasons we'd like you to take a moment to confirm your email address.' At the bottom is an orange button with the text 'Return to Swim Central'. A red arrow points to this button from the right.

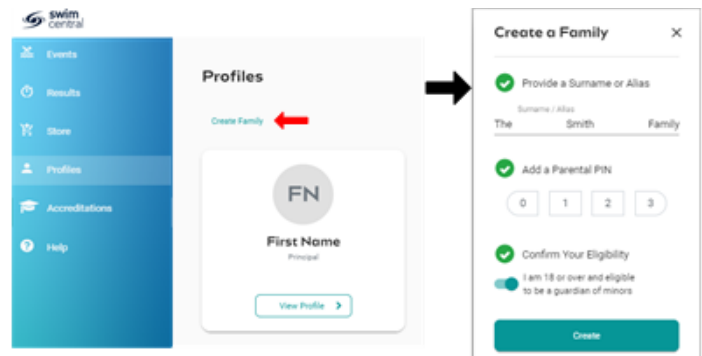
A new window will pop up to show you that confirmation was a success. Select **Return to Log in**

Enter your newly registered e-mail and password then select Login



Step up your family group, then you can add your child to your group.

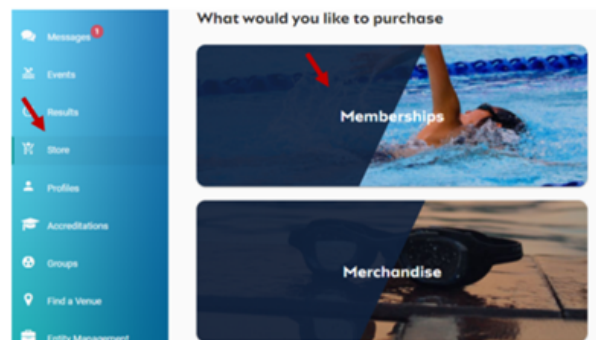
- Select **'Create Family'**
- Name the Family Group**
- Enter a 4 digit PIN number** - enter PIN to make purchases and edit profiles
- Select **'Confirm Your Eligibility'**



PURCHASE THE TRIAL MEMBERSHIP

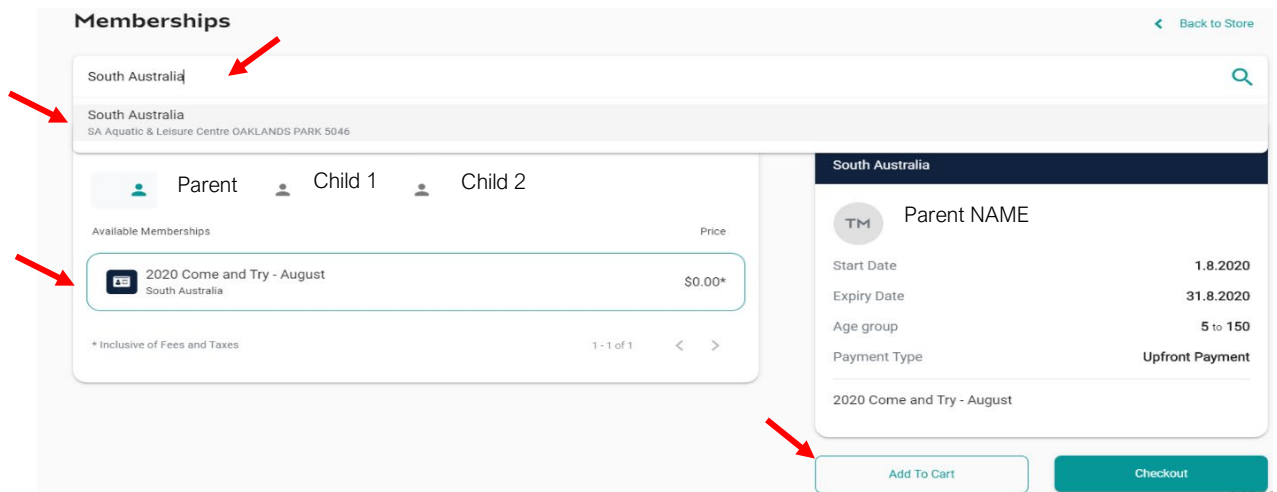
Both the parent/guardian & swimmer will need to purchase the Come & Try Membership

- From the menu options, select **Store**.
- You will see a purchase options Select **Membership**



To start, purchase a guardian membership for yourself, you will see your name at the top.

- Type in **'South Australia'** in the Search for Club field & select **South Australia**.
- Select the **Come & Try Membership**
- Click **'Add To Cart'**



Continue to add memberships to your cart by selecting the member tab
Select the **Come & Try Membership**
Click **'Add To Cart'**
Once all memberships have been added to the cart select **'Checkout'**

The screenshot shows the 'Memberships' page with a search filter for 'South Australia'. Under the 'Members' section, 'Child 2' is selected. In the 'Available Memberships' list, the '2020 Come and Try - August' membership for South Australia is highlighted. A detailed view of this membership is shown on the right, including the start date (1.8.2020), expiry date (31.8.2020), age group (5 to 150), and payment type (Upfront Payment). Red arrows point to the 'Add To Cart' and 'Checkout' buttons at the bottom right.

Confirm the details of each Come & Try membership
Read and **'Agree to the Terms & Conditions'**
Select **'Complete Purchase'**

The screenshot shows the 'Checkout' page. The cart contains two items: '2020 Come and Try - August' for Parent NAME and '2020 Come and Try - August' for Child 2 NAME, both priced at \$0.00. The total is \$0.00. The 'Payment Method' section shows 'No Payment Needed' and a checkbox for 'Agree with Terms & Conditions' which is checked. A red arrow points to the 'Complete Purchase' button.