



# Annual Report

# 2022-2023

SA Aquatic & Leisure Centre, 443 Morphett Road, Oaklands Park SA  
5046

Ph: (08) 7123 0848 Web: [sa.swimming.org.au](http://sa.swimming.org.au)

# Becoming a Technical Official just got easier!

We now have 6 modules available online:

General Principles of Officiating

Clerk of Course (Marshal)

Check Starter

Judge of Stroke

Inspector of Turns

These modules will provide you with the basic theory required for these positions on pool deck. *All modules are free and easy to follow.*

Contact your State or Territory Swimming Association for more information.

## STEP 1

Successfully complete the online component

## STEP 2

Be practically assessed and deemed competent

## STEP 3

See you on pool deck!

<https://nswtraining.swimming.org.au/>

for Judge of Stroke, or Inspector of Turn

<https://learning.swimming.org.au/auth/login/>


for General Principles, Clerk of Course,  
or Check Starter





*Scan or Click on QR Codes for details of ...*

South Australian Records & Rankings



South Australian Results



Perpetual Trophy Winners



Seasonal Pennant Pointscores



Australian Results



## **Table of Contents**

<b>Chair and CEO Report</b>	<b>5</b>
<b>Office Bearers</b>	<b>9</b>
<b>Swimming SA Board Attendance Statistics</b>	<b>10</b>
<b>Membership Statistics</b>	<b>11</b>
<b>Financial Report</b>	<b>14</b>
<b>Competitions Committee Report</b>	<b>33</b>
<b>Country Committee Report</b>	<b>35</b>
<b>Technical Swimming Committee Report</b>	<b>37</b>
<b>Performance and Coaching Report</b>	<b>40</b>
<b>Results, Records and Rankings</b>	<b>43</b>



## 2022-23 Chair and CEO Report

The year under review was successful for SwimmingSA in many respects, particularly as we continued to move away from the trials and tribulations imposed on all by the COVID pandemic. That success is very much due to the commitment, dedication and determination of CEO, Michelle Doyle and her team and the cooperation and support they received from the club administration and the broader Swimming SA community. Sadly, this year we farewelled our much loved and respected Athlete and Coach Performance Officer Cory Bampton after a long tenure in the sport. We wish Cory all the best for the next chapter of his career and thank him for his positive impact on the sport.

Financially, SwimmingSA remains viable in what can only be described as “tough times”. Obtaining sponsorship is difficult as many organisations are finding there is a limit to expenditure and in that respect Government grants must be spread across the broader sporting community. As we meet with other sport administrators, we find that all are experiencing similar issues. SwimmingSA does its utmost to keep participant expenses to a minimum but costs to our organisation are seemingly ever rising. Notwithstanding, we welcome our new partnership with SIMBA car rentals and a four-year partnership with merchandise company, ‘Team Elite’.

In terms of success in and around the pool we cite the following: -

- Clancy Luscombe – Attended the 2023 Commonwealth Youth Games in Trinbago
- Brittany Castelluzzo – Attended as part of the AUS A team the TYR Pro Championships in Irvine, California USA from 26 to 29 July 2023.
- Kyle Chalmers, Matt Temple, Meg Harris, Madison Wilson and Coach Peter Bishop – Attended the 2023 Fukuoka World Championships and enjoyed success.
- Maddi Wilson was named “Swimmer’s Swimmer” at the recent National Awards.
- Technical Official, Darren McLachlan OAM represented Australia as Referee in the Solomon Islands at the 2023 Pacific Games
- The SA School Sport Team was 95 athletes strong – attending the AUS school championships in August in Brisbane with several individuals successful.
- The Mount Gambier Club hosted the SA Country Championships at the newly commissioned Wulanda Aquatic complex and we look forward to a return to the Barossa Valley when the Barossa Club will host the 2024 Championship. In each case, we acknowledge and thank the local Councils for their support.

In addition, the Mount Gambier Club won the Community Sporting Event of the Year at the recent Sport SA Awards night. It was great to see club representative Nathan Stratford & Lauren Oxlade receiving the award in the presence of the Minister for Sport and other luminaries.

As we look to the future and from a strategic perspective, thanks to the SportSA Governance Program Funding, we have engaged a consultant to further our thinking and to assist with the recent member insights survey, the response rate was very pleasing. Thanks to all members who participated. We look forward to sharing the key themes and new strategic plan in 2024.

Member welfare and child safety continues to be a priority and it is anticipated a new training for the National Integrity Framework will be released in late 2023 and will assist volunteers undertaking these roles.

Our sport survives with the contribution of volunteers, and it is always pleasing to recognise volunteer achievement. In that respect, SwimmingSA was pleased to acknowledge Sue Lightfoot and Rachel Butler from Marion, and Vesna Maletic from Henley and Grange with Service Awards. All have contributed significantly over numerous years to their respective clubs, and I encourage other clubs to nominate key volunteers so that their efforts might be recognised. Criteria can be found in the Swimming SA Service Policy.

Sadly, two of our valued volunteers, Garth Adamson (Henley and Grange) and Ashley Deacon (Marion) passed away during the year, and we offer our condolences to their family and friends. Both regularly offered their service as Technical Officials and Garth for many years was coach of the ARKS group based at Henley and Grange.

One of the inherent challenges for Swimming SA is the 'event calendar'. We understand any schedule will not always suit everyone. In recent years, events beyond our control have impacted sport world-wide. These events have caused World Aquatics to amend programs and the cascading effect through Swimming Australia to the States forces changes that otherwise might not have occurred. SwimmingSA is mindful of the importance of a planning cycle for competition, and despite ongoing pressures of scheduling, we hope to return to a four-year planning cycle in the next 18months, once there is a stabilised national calendar. Clearly, we must provide a

competition pathway for participation swimmers and performance athletes and the calendar scheduling may be at a detriment to the conflicting membership category.

As reported last year, Swimming Australia was undergoing a review of its operations and we are pleased that the recent election has been completed and the new Board have committed to Constitutional changes following consultation with stakeholders, including SwimmingSA. Changes to the Constitution included submissions from World Aquatics and the Australia Sports Commission. It is hoped the appointment of a new CEO will be announced soon.

We maintain our belief that community engagement and participation is our primary goal. Champions will emerge as athletes commit and dedicate themselves to their aspirations and their goals established in conjunction with their coach and support crew. Our membership numbers remain consistent, and we urge clubs to provide opportunity for aspiring athletes.

Again, we value and thank our sponsors, partners, athletes, coaches, technical officials, volunteers and committee representatives for their ongoing commitment and support. All are an integral part of the swimming community as are the parents and carers of our dedicated and enthusiastic athletes.

The Office for Recreation, Sport and Racing continue to provide guidance and support and we are indebted and appreciative of their ongoing interest in our sport. The management and staff at the SA Aquatic and Leisure Centre have continued to provide valued support which is essential to our goals. In addition, Sport SA (of which we are a prominent member) continues to advocate on behalf of all sporting organisation in the State and we endorse and commend their support.

We have previously reported that your Board has a strong collegiate approach to the challenges and obligations we face in the administration of swimming, and I acknowledge and thank them for their commitment and support as we continue to review our strategy in alignment with national arrangements and the relevant corporate obligations. From a personal perspective, I advise that I have decided not to nominate for another term as a Director of Swimming SA. In short, I believe "it is time". Another term equates to a three-year commitment and as reported last year I need to look to a reduction in my day-to-day involvement. My journey thus far has exceeded 40 years and whilst I will not walk away from the sport I intend to restrict my activities to working on pool deck and in whatever way I can assist the Board as an adjunct to their work.

I have enjoyed every step of my journey and wish to thank my wife Denise and family for their unconditional support. Thanks also, to the many great people I have met along the way and who have given advice, encouragement, and support. Life-long friendships have been established and valued. If there was a replay button, I would push it in an instant.

In closing, we again encourage all athletes to commit to their goals and give of their best. We have been privileged to witness some outstanding performances from our “home grown” champions over many years and those who have forged a path to success have set the example for those who follow. To those who are our future, there will be setbacks and success. We invite and urge you to overcome the challenges that may confront you. Keep up the good work and work toward success for the coming season and beyond.

Set your goals, strive to attain them, and go well. Go SwimmingSA!

Chair

**Peter GRAHAM OAM**

Life Member Swimming Australia

Chief Executive Officer

**Michelle Doyle**



## **Office Bearers**

### **PATRON**

Her Excellency the Honourable Frances Adamson AC Governor of South Australia

### **BOARD**

Elected Members – Peter Graham (Chairman), Selma Barlow, Anthony Couche, Marina Gvozdeva, Anne-Marie Hammond, Fiona Twizell, Simon Williams. Administrative – Michelle Doyle (Chief Executive Officer)

### **SWIMMING AUSTRALIA DELEGATE**

Peter Graham

### **COMPETITIONS COMMITTEE**

Michelle Whitaker- (Convenor), Leanne Beames, Shaun Curtis, Anthony Couche, Tamara McAvaney, David Scarr, Mark Cameron.

### **COUNTRY COMMITTEE**

Anne-Marie Hammond (Convenor), Andrew Cregan, Kerri Donaldson, Pat Wheeler, Robert Hammond, Brenton Hombsch, Ben Clavell, Nathan Stratford, Stephen Cook

### **TECHNICAL COMMITTEE**

Darren McLachlan (Convenor), Tania Carlino, Michelle Doyle, Selma Barlow, Lorraine Burford, Rachel Butler, Karyn Powell, Max Richardson, Peter Ryan

# Swimming SA Board Attendance Statistics

(01/07/2022 – 30/06/2023)

## Meeting Dates

25 JULY 2022

10 OCTOBER 2022

22 JANUARY 2023

27 FEBRUARY 2023

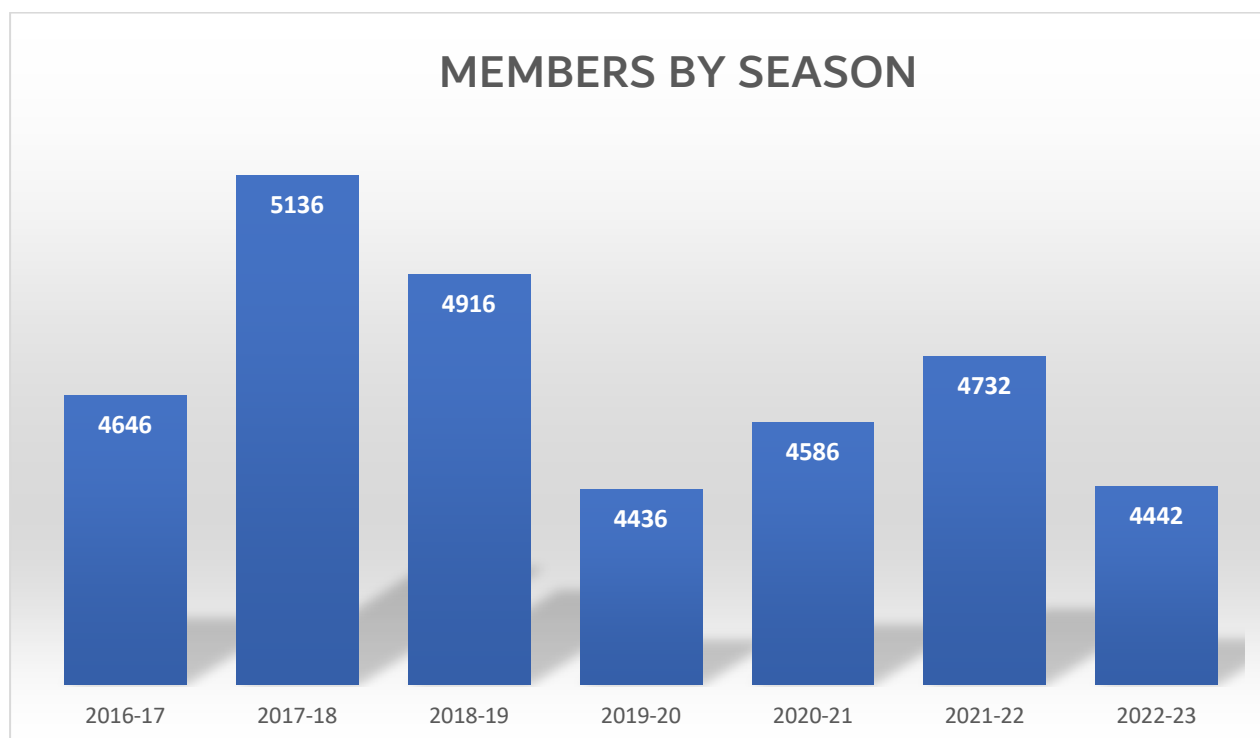
01 MAY 2023

26 JUNE 2023

<b>Name</b>	<b>Elected / Appointed</b>	<b>Term Commenced</b>	<b>Term Concluded</b>	<b>Total Attendance</b>	<b>Number of Meetings</b>
<b>Peter Graham (Chair)</b>	Elected	2020 AGM	2023 AGM	6	6
<b>Selma Barlow</b>	Elected	2022 AGM	2025 AGM	5	6
<b>Anthony Couche</b>	Elected	2021 AGM	2024 AGM	6	6
<b>Marina Gvozdeva</b>	Elected	2021 AGM	2024 AGM	4	6
<b>Anne-Marie Hammond</b>	Elected	2020 AGM	2023 AGM	6	6
<b>Fiona Twizell</b>	Elected	2021 AGM	2024 AGM	5	6
<b>Simon Williams</b>	Elected	2022 AGM	2025 AGM	5	6

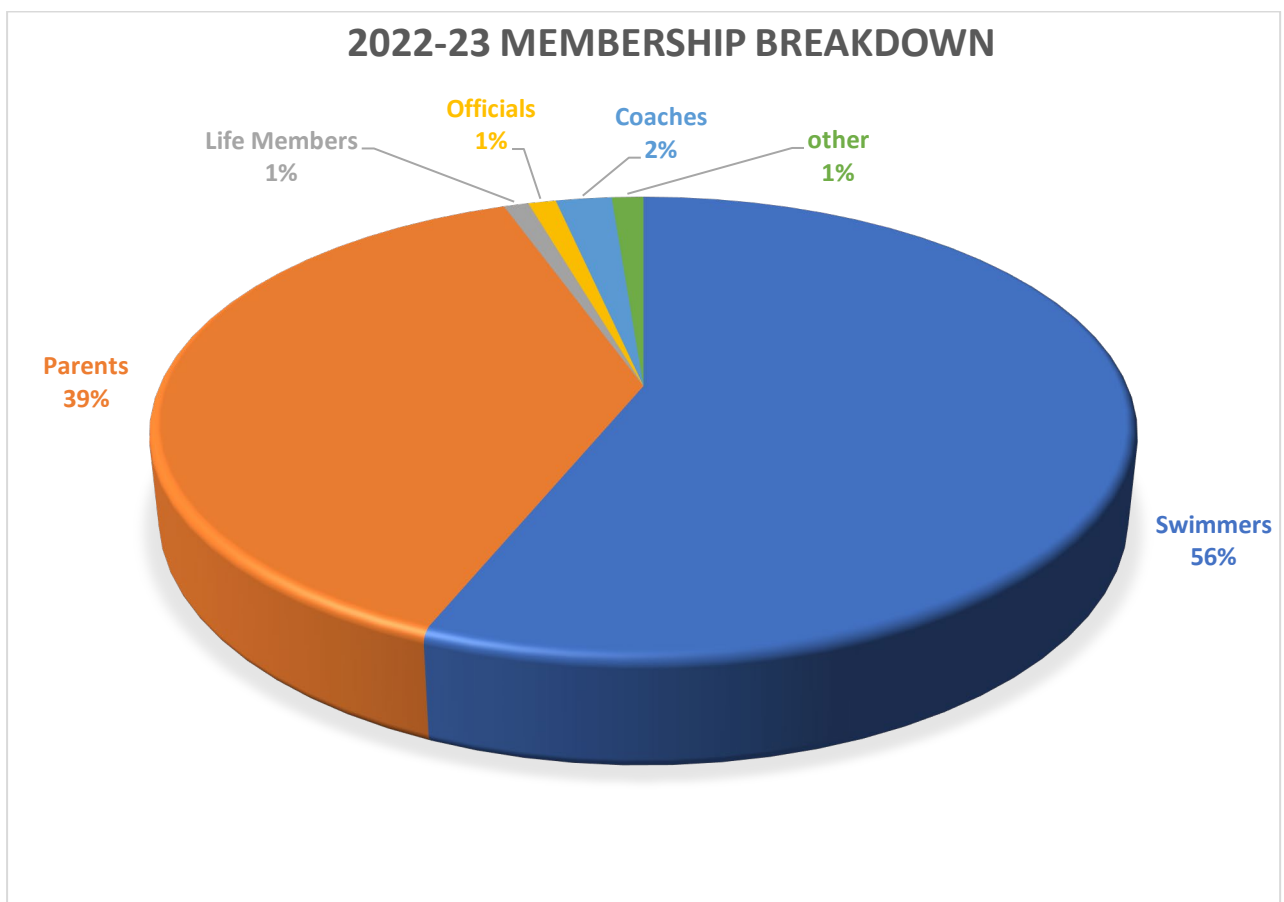
## Summary of Membership by Season

Membership Year	2016-17	2017-18	2018-19	2019-20	2020-21	2021-22	2022-23
	01/10/16	08/09/17	01/10/18	01/10/19	01/10/20	01/10/21	01/10/22
	- 21/09/17	- 24/09/18	- 30/09/19	- 30/09/20	- 30/09/21	- 30/09/22	- 30/09/23
Total Members	<b>4646</b>	<b>5136</b>	<b>4916</b>	<b>4436</b>	<b>4586</b>	<b>4732</b>	<b>4442</b>



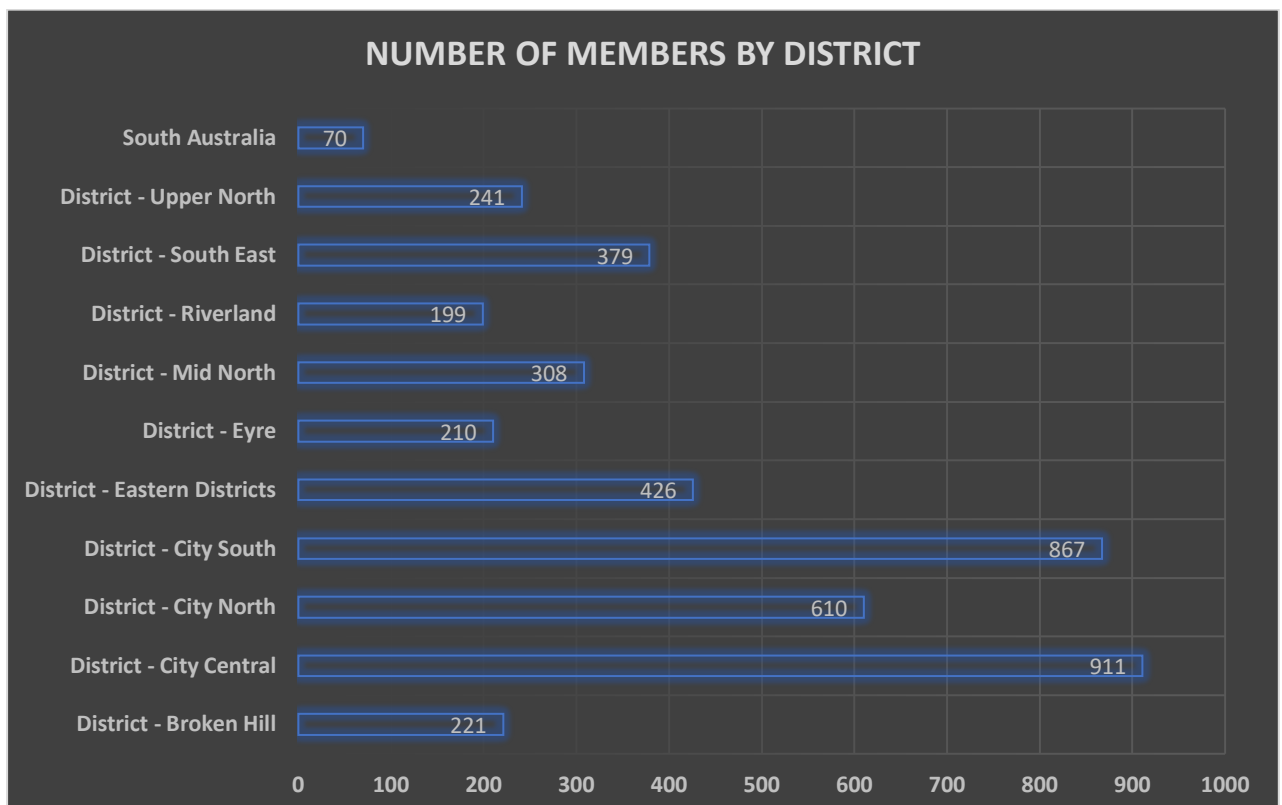
## 2022 - 2023 Membership Breakdown

Category	Swimmers	Parents	Life Mbrs	Officials	Coaches	other	
No of Members	2497	1702	43	48	97	55	4442
% of Members	56%	38%	1%	1%	2%	1%	



## 2022 - 2023 Membership by District

DISTRICT	NUMBER OF MEMBERS
District - Broken Hill	221
District - City Central	911
District - City North	610
District - City South	867
District - Eastern Districts	426
District - Eyre	210
District - Mid North	308
District - Riverland	199
District - South East	379
District - Upper North	241
South Australia	70
<b>Grand Total</b>	<b>4442</b>



# **SwimmingSA Incorporated**

**ABN 21 275 497 422**

**Annual Report - 30 June 2023**

The officers present their report, together with the financial statements, on the incorporated association for the year ended 30 June 2023.

### **Directors**

The following persons were Directors of the incorporated association during the whole of the financial year and up to the date of this report, unless otherwise stated:

Peter Graham, Chair  
Marina Gvozdeva  
Anne-Marie Hammond  
Anthony Couche  
Fiona Twizell  
Selma Barlow  
Simon Williams

### **Meetings of directors**

The number of meetings of the SwimmingSA Incorporated board of directors held during the year ended 30 June 2023, and the numbers of meetings attended by each director were:

<b>Director</b>	<b>Meetings attended</b>	<b>Meetings held</b>
Peter Graham	6	6
Marina Gvozdeva	4	6
Anne-Marie Hammond	6	6
Anthony Couche	6	6
Fiona Twizell	5	6
Selma Barlow	5	6
Simon Williams	5	6

### **Objectives**

The Vision of SwimmingSA Incorporated is to be recognised as one of the Top 5 Sports in SA. The Mission is to provide a structure, which creates, and supports increased participation, enjoyment and athletic achievement for South Australians within the sport of swimming.

### **Strategy for achieving the objectives**

During the year through our three Strategic Pillars of Partnerships, Participation and Performance, SwimmingSA Incorporated has implemented key strategies such as those noted below to achieve our objectives:

- Increased the number of people involved in coaching and officiating through a range of inclusive opportunities and programs that promote, encourage and up skill these stakeholders;
- Encouraged best practice and innovative club management by providing leadership, support, resources, education & training and business tools that promote improved efficiencies, effectiveness and outcomes;
- Developed an integrated competition pathway and enhanced national and international profile through securing major swimming competitions to South Australia;
- Optimised funding opportunities through government, Swimming Australia and sporting programs and grants; and
- Enhanced relationships with State & local Government, State political bodies, Events SA, SASI, ASCTA, SAL other aquatic sports and delivery agents to increase the profile of swimming.

### **Principal activities**

During the financial year the principal continuing activities of the incorporated association were to:

- Promote and encourage participation in swimming activities;
- Conduct sustainability activities with regions and clubs;
- Provide high performance development and competition for athletes;
- Foster partnerships with other SA Aquatic Sports;
- Administer the sport for the benefit of all participants; and
- Implementation of a best practice Safe Sport Framework.

There was no significant change in the nature of the activity of the incorporated association during the year.

### **Performance measures**

The incorporated association measures its performance in the amount of funds put back into activities of the sport. Such activities are measured on participation numbers, athletic performance and governance sustainability. The key performance measures are funds raised compared to developmental expenses, total cost per activity delivered to the community and the total number of activities conducted.

### **Review of operations**

The incorporated association for 2023 financial year recorded a surplus of \$71,388 (2022: surplus \$16,683).

### **Matters subsequent to the end of the financial year**

No matter or circumstance has arisen since 30 June 2023, other than those disclosed in the financial statements, that has significantly affected, or may significantly affect:

- the incorporated association's operations in future financial years, or
- the results of those operations in future financial years, or
- the incorporated association's state of affairs in future financial years.

### **Likely developments and expected results of operations**

The incorporated association expects to maintain the present status and level of operations and hence there are no likely developments in the association's operations.

### **Environmental regulation**

The incorporated association is not affected by any significant environmental regulation in respect of its operations.

### **Association Public Officer**

The incorporated association's Public Officer is Michelle Doyle.

### **Auditor**

Manos Partners is the appointed auditor.

A copy of the auditor's statement is set out on page 18.

This report is made in accordance with a resolution of directors.

On behalf of the Directors



---

Peter Graham  
Chairman

13 November 2023  
Adelaide, SA



Statement of profit or loss and other comprehensive income	4
Statement of financial position	5
Statement of cash flows	7
Notes to the financial statements	8
Officers' declaration	18
Independent auditor's report to the members of SwimmingSA Incorporated	19

### **General information**

The financial statements cover SwimmingSA Incorporated as an individual entity.  
The financial statements are presented in Australian dollars, which is SwimmingSA Incorporated's functional and presentation currency.

SwimmingSA is a not-for-profit incorporated association.

The financial statements were authorised for issue on 13 November 2023.

<b>Revenue</b>	3	1,058,624	987,930
<b>Expenses</b>			
Cost of goods sold		(9,631)	(5,527)
Development costs		(175,271)	(34,060)
Event costs		(250,927)	(325,482)
Employee benefits expense		(382,995)	(452,884)
Depreciation expense		(24,233)	(22,273)
Administration and information technology costs		(142,521)	(129,616)
Membership costs		(1,658)	(1,405)
		<u>71,388</u>	<u>16,683</u>
<b>Surplus before income tax expense</b>		71,388	16,683
Income tax expense		-	-
		<u>-</u>	<u>-</u>
<b>Surplus after income tax expense for the year attributable to the members of SwimmingSA Incorporated</b>	16	71,388	16,683
Other comprehensive income for the year, net of tax		-	-
		<u>-</u>	<u>-</u>
<b>Total comprehensive income for the year attributable to the members of SwimmingSA Incorporated</b>		<u>71,388</u>	<u>16,683</u>

**Assets****Current assets**

Cash and cash equivalents	5	696,598	558,363
Trade and other receivables	6	5,089	5,039
Other	7	65,525	60,756
Other financial assets	8	278,855	278,020
Total current assets		<u>1,046,067</u>	<u>902,178</u>

**Non-current assets**

Property, plant and equipment	9	24,975	24,140
Right-of-use assets	10	-	15,148
Total non-current assets		<u>24,975</u>	<u>39,288</u>

**Total assets**

1,071,042      941,466

**Liabilities****Current liabilities**

Trade and other payables	11	194,037	101,344
Employee benefits	12	62,515	83,973
Other	13	12,626	8,381
Lease liabilities	14	-	14,848
Total current liabilities		<u>269,178</u>	<u>208,546</u>

**Non-current liabilities**

Employee benefits	15	8,462	10,906
Total non-current liabilities		<u>8,462</u>	<u>10,906</u>

**Total liabilities**

277,640      219,452

**Net assets**

793,402      722,014

**Equity**

Retained surpluses	16	<u>793,402</u>	<u>722,014</u>
--------------------	----	----------------	----------------

**Total equity**

793,402      722,014

	<b>Retained Surpluses \$</b>	<b>Total equity \$</b>
Balance at 1 July 2021	705,331	705,331
Surplus for the year	16,683	16,683
Other comprehensive income for the year, net of tax	-	-
Total comprehensive income for the year	<u>16,683</u>	<u>16,683</u>
Balance at 30 June 2022	<u><u>722,014</u></u>	<u><u>722,014</u></u>

	<b>Retained Surpluses \$</b>	<b>Total equity \$</b>
Balance at 1 July 2022	722,014	722,014
Surplus for the year	71,388	71,388
Other comprehensive income for the year, net of tax	-	-
Total comprehensive income for the year	<u>71,388</u>	<u>71,388</u>
Balance at 30 June 2023	<u><u>793,402</u></u>	<u><u>793,402</u></u>

**Cash flows from operating activities**

Receipts from events, memberships and other sources (inclusive of GST)	1,004,665	884,413
Payments to suppliers and employees (inclusive of GST)	<u>(1,098,669)</u>	<u>(1,058,609)</u>
	(94,034)	(174,196)
Interest received	4,363	643
Grants received	253,875	225,546
Interest costs on lease liabilities	<u>(396)</u>	<u>(1,152)</u>
Net cash from operating activities	<u>163,838</u>	<u>50,841</u>

**Cash flows from investing activities**

Net payment for term deposit	(835)	(1,657)
Payments for property, plant and equipment	<u>(9,920)</u>	<u>(14,366)</u>
Net cash used in investing activities	<u>(10,755)</u>	<u>(16,023)</u>

**Cash flows from financing activities**

Principal payments for lease	<u>(14,848)</u>	<u>(14,801)</u>
Net cash from financing activities	<u>(14,848)</u>	<u>(14,801)</u>
Net increase/(decrease) in cash and cash equivalents	138,235	20,017
Cash and cash equivalents at the beginning of the financial year	<u>558,363</u>	<u>538,346</u>
Cash and cash equivalents at the end of the financial year	<u>696,598</u>	<u>558,363</u>

## **Note 1. Significant accounting policies**

The principal accounting policies adopted in the preparation of the financial statements are set out below. These policies have been consistently applied to all the years presented, unless otherwise stated.

### **New or amended Accounting Standards and Interpretations adopted**

Any new or amended Accounting Standards or Interpretations that are not yet mandatory have not been early adopted.

### **Basis of preparation**

These general purpose financial statements have been prepared in accordance with the Australian Accounting Standards - Simplified Disclosures issued by the Australian Accounting Standards Board ('AASB'), and the South Australian legislation the Associations Incorporation Act 1985 and associated regulations, as appropriate for not-for-profit oriented entities.

#### *Historical cost convention*

The financial statements have been prepared under the historical cost convention. The financial statements, except for the cash flow information, have been prepared on an accruals basis.

#### *Critical accounting estimates*

The preparation of the financial statements requires the use of certain critical accounting estimates. It also requires management to exercise its judgement in the process of applying the incorporated association's accounting policies. The areas involving a higher degree of judgement or complexity, or areas where assumptions and estimates are significant to the financial statements, are disclosed in note 2.

### **Going concern basis**

The financial statements have been prepared on a going concern basis.

### **Revenue recognition**

The incorporated association recognises revenue as follows:

#### *Revenue from contracts with customers*

Revenue is recognised at an amount that reflects the consideration to which the incorporated association is expected to be entitled in exchange for transferring goods or services to a customer. For each contract with a customer, the incorporated association: identifies the contract with a customer; identifies the performance obligations in the contract; determines the transaction price which takes into account estimates of variable consideration and the time value of money; allocates the transaction price to the separate performance obligations on the basis of the relative stand-alone selling price of each distinct good or service to be delivered; and recognises revenue when or as each performance obligation is satisfied in a manner that depicts the transfer to the customer of the goods or services promised.

Variable consideration within the transaction price, if any, reflects concessions provided to the customer such as discounts, rebates and refunds, any potential bonuses receivable from the customer and any other contingent events. Such estimates are determined using either the 'expected value' or 'most likely amount' method. The measurement of variable consideration is subject to a constraining principle whereby revenue will only be recognised to the extent that it is highly probable that a significant reversal in the amount of cumulative revenue recognised will not occur. The measurement constraint continues until the uncertainty associated with the variable consideration is subsequently resolved. Amounts received that are subject to the constraining principle are recognised as a refund liability.

#### *Grants*

Grants are recognised at their fair value where there is reasonable assurance that the grant will be received, and all attached conditions will be complied with.

#### *Interest*

Interest revenue is recognised as interest accrues using the effective interest method. This is a method of calculating the amortised cost of a financial asset and allocating the interest income over the relevant period using the effective interest rate, which is the rate that exactly discounts estimated future cash receipts through the expected life of the financial asset to the net carrying amount of the financial asset.

#### *Other revenue*

Other revenue is recognised when it is received or when the right to receive payment is established.

**Income tax**

No provision for income tax has been raised as the incorporated association is exempt from income tax under Div 56 of the Income Tax Assessment Act 1997.

**Current and non-current classification**

Assets and liabilities are presented in the statement of financial position based on current and non-current classification.

An asset is classified as current when: it is either expected to be realised or intended to be sold or consumed in the incorporated association's normal operating cycle; it is held primarily for the purpose of trading; it is expected to be realised within 12 months after the reporting period; or the asset is cash or cash equivalent unless restricted from being exchanged or used to settle a liability for at least 12 months after the reporting period. All other assets are classified as non-current.

A liability is classified as current when: it is either expected to be settled in the incorporated association's normal operating cycle; it is held primarily for the purpose of trading; it is due to be settled within 12 months after the reporting period; or there is no unconditional right to defer the settlement of the liability for at least 12 months after the reporting period. All other liabilities are classified as non-current.

**Cash and cash equivalents**

Cash and cash equivalents includes cash on hand, deposits held at call with financial institutions, other short-term, highly liquid investments with original maturities of three months or less that are readily convertible to known amounts of cash and which are subject to an insignificant risk of changes in value.

**Trade and other receivables**

Trade and other receivables are recognised at amortised cost, less any allowance for expected credit losses.

**Contract assets**

Contract assets are recognised when the incorporated association has transferred goods or services to the customer but where the incorporated association is yet to establish an unconditional right to consideration. Contract assets are treated as financial assets for impairment purposes.

**Property, plant and equipment**

Plant and equipment is stated at historical cost less accumulated depreciation and impairment. Historical cost includes expenditure that is directly attributable to the acquisition of the items.

Depreciation is calculated on a straight-line basis to write off the net cost of each item of property, plant and equipment (excluding land) over their expected useful lives as follows:

Plant and equipment	3-7 years
---------------------	-----------

The residual values, useful lives and depreciation methods are reviewed, and adjusted if appropriate, at each reporting date.

An item of property, plant and equipment is derecognised upon disposal or when there is no future economic benefit to the incorporated association. Gains and losses between the carrying amount and the disposal proceeds are taken to profit or loss.

**Impairment of non-financial assets**

Non-financial assets are reviewed for impairment whenever events or changes in circumstances indicate that the carrying amount may not be recoverable. An impairment loss is recognised for the amount by which the asset's carrying amount exceeds its recoverable amount.

Recoverable amount is the higher of an asset's fair value less costs of disposal and value-in-use. The value-in-use is the present value of the estimated future cash flows relating to the asset using a pre-tax discount rate specific to the asset or cash-generating unit to which the asset belongs. Assets that do not have independent cash flows are grouped together to form a cash-generating unit.

**Right-of-use assets**

A right-of-use asset is recognised at the commencement date of a lease. The right-of-use asset is measured at cost, which comprises the initial amount of the lease liability, adjusted for, as applicable, any lease payments made at or before the commencement date net of any lease incentives received, any initial direct costs incurred, and, except where included in the cost of inventories, an estimate of costs expected to be incurred for dismantling and removing the underlying asset, and restoring the site or asset.

Right-of-use assets are depreciated on a straight-line basis over the unexpired period of the lease or the estimated useful life of the asset, whichever is the shorter. Where the incorporated association expects to obtain ownership of the leased asset at the end of the lease term, the depreciation is over its estimated useful life. Right-of use assets are subject to impairment or adjusted for any remeasurement of lease liabilities.

The incorporated association has elected not to recognise a right-of-use asset and corresponding lease liability for short-term leases with terms of 12 months or less and leases of low-value assets. Lease payments on these assets are expensed to profit or loss as incurred.

**Trade and other payables**

These amounts represent liabilities for goods and services provided to the incorporated association prior to the end of the financial year and which are unpaid. Due to their short-term nature they are measured at amortised cost and are not discounted. The amounts are unsecured and are usually paid within 30 days of recognition.

**Investments and other financial assets**

Investments and other financial assets are initially measured at fair value. Transaction costs are included as part of the initial measurement, except for financial assets at fair value through profit or loss. Such assets are subsequently measured at either amortised cost or fair value depending on their classification. Classification is determined based on both the business model within which such assets are held and the contractual cash flow characteristics of the financial asset unless an accounting mismatch is being avoided.

Financial assets are derecognised when the rights to receive cash flows have expired or have been transferred and the company has transferred substantially all the risks and rewards of ownership. When there is no reasonable expectation of recovering part or all of a financial asset, its carrying value is written off.

*Financial assets at amortised cost*

A financial asset is measured at amortised cost only if both of the following conditions are met: (i) it is held within a business model whose objective is to hold assets in order to collect contractual cash flows; and (ii) the contractual terms of the financial asset represent contractual cash flows that are solely payments of principal and interest.

*Impairment of financial assets*

The company recognises a loss allowance for expected credit losses on financial assets which are either measured at amortised cost or fair value through other comprehensive income. The measurement of the loss allowance depends upon the company's assessment at the end of each reporting period as to whether the financial instrument's credit risk has increased significantly since initial recognition, based on reasonable and supportable information that is available, without undue cost or effort to obtain.

Where there has not been a significant increase in exposure to credit risk since initial recognition, a 12-month expected credit loss allowance is estimated. This represents a portion of the asset's lifetime expected credit losses that is attributable to a default event that is possible within the next 12 months. Where a financial asset has become credit impaired or where it is determined that credit risk has increased significantly, the loss allowance is based on the asset's lifetime expected credit losses. The amount of expected credit loss recognised is measured on the basis of the probability weighted present value of anticipated cash shortfalls over the life of the instrument discounted at the original effective interest rate.

For financial assets mandatorily measured at fair value through other comprehensive income, the loss allowance is recognised in other comprehensive income with a corresponding expense through profit or loss. In all other cases, the loss allowance reduces the asset's carrying value with a corresponding expense through profit or loss.



**Inventories**

Stock on hand is stated at the lower of cost and net realisable value. Cost comprises of purchase and delivery costs, net of rebates and discounts received or receivable.

Net realisable value is the estimated selling price in the ordinary course of business less the estimated costs necessary to make the sale.

**Contract liabilities**

Contract liabilities represent the incorporated association's obligation to transfer goods or services to a customer and are recognised when a customer pays consideration, or when the incorporated association recognises a receivable to reflect its unconditional right to consideration (whichever is earlier) before the incorporated association has transferred the goods or services to the customer.

**Employee benefits***Short-term employee benefits*

Liabilities for wages and salaries, including non-monetary benefits, annual leave and long service leave expected to be settled wholly within 12 months of the reporting date are measured at the amounts expected to be paid when the liabilities are settled.

*Other long-term employee benefits*

The liability for annual leave and long service leave not expected to be settled within 12 months of the reporting date are measured at the present value of expected future payments to be made in respect of services provided by employees up to the reporting date using the projected unit credit method. Consideration is given to expected future wage and salary levels, experience of employee departures and periods of service. Expected future payments are discounted using market yields at the reporting date on national government bonds with terms to maturity and currency that match, as closely as possible, the estimated future cash outflows.

**Fair value measurement**

When an asset or liability, financial or non-financial, is measured at fair value for recognition or disclosure purposes, the fair value is based on the price that would be received to sell an asset or paid to transfer a liability in an orderly transaction between market participants at the measurement date; and assumes that the transaction will take place either: in the principal market; or in the absence of a principal market, in the most advantageous market.

Fair value is measured using the assumptions that market participants would use when pricing the asset or liability, assuming they act in their economic best interests. For non-financial assets, the fair value measurement is based on its highest and best use. Valuation techniques that are appropriate in the circumstances and for which sufficient data are available to measure fair value, are used, maximising the use of relevant observable inputs and minimising the use of unobservable inputs.

**Goods and Services Tax ('GST') and other similar taxes**

Revenues, expenses and assets are recognised net of the amount of associated GST, unless the GST incurred is not recoverable from the tax authority. In this case it is recognised as part of the cost of the acquisition of the asset or as part of the expense.

Receivables and payables are stated inclusive of the amount of GST receivable or payable. The net amount of GST recoverable from, or payable to, the tax authority is included in other receivables or other payables in the statement of financial position.

Cash flows are presented on a gross basis. The GST components of cash flows arising from investing or financing activities which are recoverable from, or payable to the tax authority, are presented as operating cash flows.

Commitments and contingencies are disclosed net of the amount of GST recoverable from, or payable to, the tax authority.

## Note 2. Critical accounting judgements, estimates and assumptions

The preparation of the financial statements requires management to make judgements, estimates and assumptions that affect the reported amounts in the financial statements. Management continually evaluates its judgements and estimates in relation to assets, liabilities, contingent liabilities, revenue and expenses. Management bases its judgements, estimates and assumptions on historical experience and on other various factors, including expectations of future events, management believes to be reasonable under the circumstances. The resulting accounting judgements and estimates will seldom equal the related actual results. The judgements, estimates and assumptions that have a significant risk of causing a material adjustment to the carrying amounts of assets and liabilities (refer to the respective notes) within the next financial year are discussed below.

### *Employee benefits provision*

As discussed in note 1, the liability for employee benefits expected to be settled more than 12 months from the reporting date are recognised and measured at the present value of the estimated future cash flows to be made in respect of all employees at the reporting date. In determining the present value of the liability, estimates of attrition rates and pay increases through promotion and inflation have been taken into account.

## Note 3. Revenue

	2023 \$	2022 \$
<i>Revenue from contracts with customers</i>		
Events	467,438	462,551
Membership	258,062	246,500
Development	115,599	8,144
Other	41,507	44,038
	<u>882,606</u>	<u>761,233</u>
<i>Other revenue</i>		
Grant income	168,082	225,546
Interest	7,936	1,151
	<u>176,018</u>	<u>226,697</u>
Revenue	<u>1,058,624</u>	<u>987,930</u>

*Disaggregation of revenue*

The disaggregation of revenue from contracts with customers is as follows:

	<b>2023</b>	<b>2022</b>
	<b>\$</b>	<b>\$</b>
<i>Geographical regions</i>		
Australia	882,606	761,233

**Note 4. Expenses**

	<b>2023</b>	<b>2022</b>
	<b>\$</b>	<b>\$</b>
Surplus before income tax includes the following specific expenses:		
Coaching development	3,805	3,157
Athlete development	169,844	30,250
Club development	1,227	653
<i>Depreciation expense</i>		
Depreciation	9,085	7,772
Depreciation of right-of-use assets (buildings)	15,148	14,501
Total depreciation expense	24,233	22,273

**Note 5. Current assets - cash and cash equivalents**

	<b>2023</b>	<b>2022</b>
	<b>\$</b>	<b>\$</b>
Cash on hand	213	233
Cash at bank	696,385	558,130
	696,598	558,363

**Note 6. Current assets – trade and other receivables**

	<b>2023</b>	<b>2022</b>
	<b>\$</b>	<b>\$</b>
Trade receivables	-	3,523
Other receivable	5,089	1,516
	5,089	5,039

**Note 7. Current assets – other**

	<b>2023</b>	<b>2022</b>
	<b>\$</b>	<b>\$</b>
Inventories	6,828	12,399
Payments in advance	4,982	639
Prepaid insurance	26,649	24,915
Prepaid medals	27,066	22,803
	65,525	60,756

**Note 8. Current assets – other financial assets**

	2023 \$	2022 \$
Term deposit	278,855	278,020

*Restatement of comparative information*

The incorporated association has reclassified the term deposit balance of \$278,020 at 30 June 2022 from cash and cash equivalents to other financial assets, based on the term deposit maturity profile of more than three months. Comparatives in the statement of cash flow have been updated on the same basis.

**Note 9. Non-current assets – property, plant and equipment**

	2023 \$	2022 \$
Plant and equipment – at cost	107,599	97,678
Less: Accumulated depreciation	(82,624)	(73,538)
	<u>24,975</u>	<u>24,140</u>
	<u>24,975</u>	<u>24,140</u>

*Reconciliations*

Reconciliations of the written down values at the beginning and end of the current financial year are set out below:

	Plant and Equipment \$	Total \$
Balance at 1 July 2022	24,140	24,140
Additions	9,920	9,920
Depreciation expense	(9,085)	(9,085)
Balance at 30 June 2023	<u>24,975</u>	<u>24,975</u>

**Note 10. Non-current assets – right-of-use assets**

	2023 \$	2022 \$
Buildings – right-of-use assets	15,148	33,325
Less: Accumulated depreciation	(15,148)	(18,177)
	<u>-</u>	<u>15,148</u>
	<u>-</u>	<u>15,148</u>

**Note 11. Current liabilities - trade and other payables**

	<b>2023</b>	<b>2022</b>
	<b>\$</b>	<b>\$</b>
Trade payables	4,178	763
Accrued expenses	7,761	8,400
Payments received in advance	177,678	86,821
PAYG withholding	4,420	5,360
	<u>194,037</u>	<u>101,344</u>

**Note 12. Current liabilities - employee benefits**

	<b>2023</b>	<b>2022</b>
	<b>\$</b>	<b>\$</b>
Provision for annual leave	38,331	42,586
Provision for TOIL	607	1,213
Provision for long service leave	23,577	40,174
	<u>62,515</u>	<u>83,973</u>

**Note 13. Current liabilities – other**

	<b>2023</b>	<b>2022</b>
	<b>\$</b>	<b>\$</b>
GST payable	<u>12,626</u>	<u>8,381</u>

**Note 14. Current liabilities – lease liabilities**

	<b>2023</b>	<b>2022</b>
	<b>\$</b>	<b>\$</b>
Lease liability - buildings	<u>-</u>	<u>14,848</u>

**Note 15. Non-current liabilities - employee benefits**

	<b>2023</b>	<b>2022</b>
	<b>\$</b>	<b>\$</b>
Provision for long service leave	<u>8,462</u>	<u>10,906</u>

**Note 16. Equity - retained surpluses**

	<b>2023</b>	<b>2022</b>
	<b>\$</b>	<b>\$</b>
Retained surpluses at the beginning of the financial year	722,014	705,331
Surplus/(deficit) for the year	<u>71,388</u>	<u>16,683</u>
Retained surpluses at the end of the financial year	<u>793,402</u>	<u>722,014</u>

**Note 17. Key management personnel disclosures***Compensation*

The aggregate compensation made to officers and other members of key management personnel of the incorporated association is set out below:

	<b>2023</b>	<b>2022</b>
	<b>\$</b>	<b>\$</b>
Aggregate compensation	<u>260,131</u>	<u>331,142</u>

**Note 18. Remuneration of auditors**

During the financial year the following fees were paid or payable for services provided by Manos Partners, the auditor of the incorporated association:

	<b>2023</b>	<b>2022</b>
	<b>\$</b>	<b>\$</b>
<i>Audit services – Manos Partners</i> Audit of the financial statements	<u>7,500</u>	<u>7,350</u>

**Note 19. Contingent liabilities and capital commitments**

The incorporated association had no contingent liabilities or capital commitments at 30 June 2023 and 30 June 2022.

## **Note 20. Related party transactions**

### *Key management personnel*

Disclosures relating to key management personnel are set out in note 17.

### *Transactions with related parties*

There were no transactions with related parties during the current and previous financial year.

### *Receivable from and payable to related parties*

There were no trade receivables from or trade payables to related parties at the current and previous reporting date.

### *Loans to/from related parties*

There were no loans to or from related parties at the current and previous reporting date.

### *Officers*

The names of each person holding the position of director of the association as at the date of this report are as follows:

Peter Graham, Chair  
Marina Gvozdeva  
Anne-Marie Hammond  
Anthony Couche  
Fiona Twizell  
Selma Barlow  
Simon Williams

### *Benefits*

During the financial year:

(i) No director of the incorporated association, or a firm of which the director is a member or body corporate in which the director has a substantial financial interest, has received, or became entitled to receive, a benefit as a result of a contract between the director, firm or body corporate and the incorporated association; and

(ii) Other than remuneration received in the capacity of employee of the association, no director of the incorporated association has received directly or indirectly from the incorporated association any payment or other benefit of a pecuniary value.

## **Note 21. Subsequent Events**

No matter or circumstance has arisen since 30 June 2023 that has significantly affected, or may significantly affect the incorporated association's operations, the results of those operations, or the incorporated association's state of affairs in future financial years.

In the officers' opinion:

- the attached financial statements and notes comply with the Australian Accounting Standards – Simplified Disclosures, and South Australian legislation the Associations Incorporation Act 1985 and associated regulations;
- the attached financial statements and notes give a true and fair view of the incorporated association's financial position as at 30 June 2023 and of its performance for the financial year ended on that date; and
- there are reasonable grounds to believe that the incorporated association will be able to pay its debts as and when they become due and payable.

On behalf of the officers

A handwritten signature in blue ink, appearing to read 'Peter Graham', is positioned above a horizontal line.

---

Peter Graham  
Chairman

13 November 2023  
Adelaide, SA



## **2022-23 Competitions Committee Report**

The Competition Committee has undergone a change of members in the 2022-2023 period with Anthony Couche stepping down from the role of Convenor and myself taking over the role. Ynez Grimes has also stepped down after a very long involvement with the committee and a wealth of experience from both a Club perspective and a Technical Official perspective, especially from a Control Room Supervisor point of view. Anthony Davies has also taken a step back to concentrate on his Coaching role with Barossa Swimming Club and I would like to thank these members for their time and very valuable contribution to the Competition Committee during the COVID era. This means we welcomed some new members, Tamara McAvaney, David Scarr and Mark Cameron with Shaun Curtis, Leanne Beames and past Convenor Anthony Couche staying on for another year.

The Committee started the year by reviewing the 2023-2024 SwimmingSA competition calendar, a task that was made more difficult than usual given that Swimming Australia had not yet confirmed dates for some of their 2024 Short Course season. Due to late changes by Swimming Australia for the 2023 Short Course season, changes were required for the State Short Course Championships, and these were quickly actioned and agreed to by the Committee.

The Committee then turned its attention to the rest of the 2023-2024 draft calendar and approved most of the scheduling but with a few minor changes in areas to assist in ensuring availability of officials and the best spacing of development meets to provide elite athletes with the most beneficial programming for the upcoming 2024 National Age, National Opens, Paris Trials and Paris Olympics.

As the year progressed, the Committee started making changes to the format of some of the SwimmingSA meets for the 2023-2024 season with 400m Freestyle & 400m IM being moved to a heats and finals format the same as the shorter distance events. This allows Coaches to better prepare their athletes for the national stage as this is the format used at National Age and Opens.

The format of the successful All in Meets were moved to 3 sessions this year with some sessions throughout the year, the changes to the format have allowed the previously successful Junior Whistle-blower meets to be conducted once again with 3 being run as part of the All In Summer Meets between September and December. These have been met with a lot of enthusiasm from swimmers with younger siblings, allowing them a meaningful role and fantastic learning experience from some of our most senior technical officials whilst their siblings race. Distance events have also been reviewed to allow them to be spread more evenly though events such as Christmas Cracker, allowing athletes the opportunity to swim more than one distance event at such meets.

The Committee is now turning its attention to creating a carnival assistance package for clubs, which the Committee hopes to have available to clubs as part of the 2024-2025 season. Included within this package is information about Meet Manager, technical processes and the all-important fundraising attached to these carnivals.

At the time of writing this report, we are awaiting confirmation from Swimming Australia of their 2024 Short Course calendar so that we can finalise the SwimmingSA calendar for Short Course States. It is our hope that these dates will be forthcoming shortly.

I would like to thank Michelle Doyle and Leanne Beames for their contributions to the calendars and knowledge around programming and scheduling.

Once again to the team of Tamara McAvaney, David Scarr, Mark Cameron, Shaun Curtis, Leanne Beames and Anthony Couche for their valuable contribution to the discussions.

**Michelle Whitaker**

Chairperson, Competitions Committee.

## 2022-23 Country Committee Report

Well, 2022/2023 is done and dusted and a huge thanks to SwimmingSA, clubs, coaches, and parents for all the work that has gone into getting our swimmers to training and competing.

Each club has had to be compliant with coaching accreditations, club governance and the continued use of Swim Central which for many clubs can be very challenging. SwimmingSA continues to help and support all clubs where they can or alternatively direct them to the right people. To all our volunteers and officials, we recognise every minute of your time given to the sport and it is greatly appreciated.

With the challenging economic times and changing sport participation landscape, it has been great to see so many country clubs maintain good participation numbers and we were pleased to welcome back Orroroo this season.

After a hugely successful Country Championships in January being held in Mount Gambier, in such an amazing brand-new venue, how lucky were we all? Following this, another successful State Long Course Championships was held in March, and lots of carnivals throughout the metro and country regions during the season. We were pleased to see an increased number of country swimmers qualifying for the Australian Age Championships.

We look forward to returning to the newly refurbished pool in Nuriootpa for the 2024 Country Championships and the refurbished areas, from what I have seen, are coming along nicely. We hope to see many of you attend SA Country Championships as clubs as it is still one of the best experiences for the swimmers I have come across. The swimmers/coaches/parents build great relationships/friendships for many years to come at these events. Our swimmers just want to swim and compete so as long as we are able to support this safely SwimmingSA will continue to

prioritise Country Championships being held in country regions to support the local club, economy and refurbishment of regional venues.

In terms of our meetings this year, we have had a few months off, but the country committee meet as needed to be prepared for Country Championships. I would like to sincerely thank all the Country Committee members for their time and dedication to the sport, it has been greatly appreciated by myself and SwimmingSA.

Please see below the members for your District who have served on the Committee. We look forward to hearing more about and sharing ideas and activities each of you are undertaking in your regions in 2024. If anyone would like to know more or join the country committee, please give me a call on 0428831600 or chat to me on pool deck.

## COUNTRY COMMITTEE

UPPER NORTH	Brenton Hombsch (Crystal Brook)
RIVERLAND	Kerri Donaldson (Loxton)
BROKEN HILL	Ben Clavel (Broken Hill)
SOUTH EAST	Nathan Stratford (Mount Gambier)
EYRE	Robert Hammond (West Coast)
MID NORTH	Andrew Cregan (Barossa)
EASTERN DISTRICTS	Patricia Wheeler (Onkaparinga)
GENERAL COMMITTEE	Stephen Cook (Barossa)

We wish all our swimming families a safe and Merry Xmas and a very Happy New Year and look forward to seeing you at Country Championships 2024.

Kind Regards

**Anne-Marie Hammond**

Country Committee Convenor

## 2022-23 Technical Committee Report

I am always surprised to meet people who believe technical officials are paid, but to set the record straight, there are no financial benefits, just the satisfaction in knowing you support a fantastic sport and provide opportunities for others to enjoy competitive swimming. Research has shown that volunteering is associated with improved health and well-being, including increased longevity, adoption of healthy lifestyles and reduction in depression and stress. With those benefits, why wouldn't you become a technical official! So let me take this opportunity to thank all technical officials who volunteered at one meet or attended nearly all of them over 2023 – your service is valued and truly appreciated. I do trust that some of the benefits of volunteering are flowing your way!

This year our TSC has been served by Selma Barlow (Minutes Secretary), Rachel Butler, Lorraine Burford, Karyn Powell, Chris Ekins, Max Richardson, Peter Ryan and Darren McLachlan (Chair). We have appreciated the support of Tania Carlino and Michelle Doyle. While the impacts of COVID are slowly subsiding, I appreciate the additional effort of TSC members to meet in the online space with all its associated challenges. Meeting formally for a couple of hours each month, is just a small fraction of the time each of the TSC members give to the sport. Their expertise in a wide range of domains, and their efforts in and around pool deck, deserve recognition. Well done and thank you.

Each year brings a range of highlights, but the rebirth of the Junior Whistleblowers program has been an amazing success and congratulations to the swimmers who undertook a range of officiating roles at meets this year. We aim to grow this initiative and create a sponsored academy of young officials over the next couple of years. Thank you to clubs for supporting your Junior Whistleblowers. In the next few months, the next class of trainee referees will also be graduating. As each completes their studies and passes the exam and practical accreditation, we look forward to celebrating their success with you. A new intake of trainees will commence in the new year,

but many have already joined in the online officiating series of courses in a joint initiative with Swimming Tasmania and Victoria.

This year brought a major change to the rules and by-laws of swimming in all forms with FINA becoming World Aquatics and the implementation of its four-yearly review of rules and regulations. Thanks to all who assisted in educating officials and the swimming community in the rule changes and undertook the onerous task of incorporating these rules into our policies.

It is important to recognise those who are selected to officiate, start and referee at National and International meets. Max Richardson, post last year's annual report, was selected to officiate at the 2022 Junior Pan Pacs in Hawaii and Darren McLachlan was selected to referee at the 2023 Pacific Games in the Solomon Islands. We congratulate the following technical officials who were appointed to National meets in 2023:

- Australian OWS Championships (Busselton): Peter Ryan and Darren McLachlan
- Australian Age Championships (Gold Coast): Max Richardson, Stephanie McLachlan, Rachel Butler, Peter Ryan and Darren McLachlan
- Australian Open Championships (Gold Coast): Anthony Couche, Lorraine Burford and Darren McLachlan
- Australian SC Championships (Sydney): Malcolm Freak, Peter Ryan, Max Richardson, Anthony Couche, Lorraine Burford

Recognising family is our culture, and over the year we cried and celebrated with a number of pool deck regulars. We celebrated with Elaine Laird as her daughter Dana was married, and with Stephanie McLachlan who was engaged a few months ago. Tears were also shed with Elaine losing her father-in-law and we also mourned, along with the whole swimming community, the passing of two valued friends and officials, Garth Adamson and Ash Deacon. Of course, there are many more and our thoughts are with you all.

So, your 2024 New Year's resolution is to increase your well-being? If that is the case, see you on pool deck!



L-R Chris Ekins, Peter Ryan, Selma Barlow, Lorraine Burford, Karyn Powell

(absent - Darren McLachlan, Rachel Butler, Max Richardson)

### **Darren McLachlan**

Convenor, SwimmingSA Technical Committee

## 2022-23 Performance and Coaching Report

Coming out of COVID provided an exciting opportunity for SwimmingSA's Performance programs to plan for the future, commencing with a Flippers camp on the Gold Coast in October 2022 followed by selected athletes and coaches travelling to Perth for the State Camp and WA State Championships in December 2022. As we closed out the calendar year, SwimmingSA farewelled long serving Athlete and Coach Performance Officer, Cory Bampton who was a consistent and valued resource. With this change came the opportunity to appoint Pathways Manager Ben Cameron to deliver SwimmingSA's Performance Pathways and Coaching programs with a fresh lens.

In consultation with our coach leadership mentor Mel Tantrum and other states across the country, we implemented a more nationally consistent Performance Pathways criteria for the State Flippers Squad. This ensures we continue to provide benchmark activities with the opportunity for continued learning and development. We were pleased to commence this rollout in the lead up to the 2023 National Age Championships.

An effective preparation from athletes and club coaches in the lead up to the 2023 National Age Championships provided the best opportunity for South Australia to be well represented, which resulted in the following:

- 36% of swimmers achieved a Heat PB on their entry time.
- 27% of swims turned into finals appearances.
- 68% of final swims were PB's.
- 6 more medals won in 2023 for a total of 31.

Following the Age and Open Championships and selection trials, we congratulate all attendees on a strong performance and make special mention of the SA athletes and coaches selected for 2023 Australian teams and the thirty-seven athletes achieving the 2023-24 Flippers Squad qualifications.



Again, coaches Peter Bishop, Craig Stewart and the SASI training program continued to punch above their weight delivering many memorable moments in 2023 at the World Championships, World Cups and beyond. We wish them all the best for their Olympic journey to Paris 2024.

Notable athlete pathway performances for 2023 include Brittany Castelluzzo's selection on the Australian A team along with Clancy Luscombe representing Australia at the 2023 Youth Commonwealth Games, coming home with a bronze medal in the relay. SASI continues to support our athletes within the associate program, which in 2023 included Harrison Biddell, Molly Walker, Kalyce Pressler and Clancy Luscombe.

Our 2023 SA Performance program included the following activities:

- Swimming Australia Testing
- Athlete Sports Performance Nutrition Workshop
- Sports Science & Sports Medicine Coach Education Webinar
- State Short Course selection and squad review
- October Camp
- Phoenix JX Gold Talent ID Clinic
- Target Athlete Skill Development Block
- National Flipper QLD Training Camp & Competition



The collaborative approach by Club coaches engaging in the State Flippers program continues to be a point of difference in our state, which has created personal development opportunities and co-coach learning. This engagement has a flow on effect benefitting all participants in club programs. SwimmingSA commends the coach engagement and support of our clubs to enable their coaches and athletes to be part of these opportunities to drive forward their development and performances on the national stage.

Once again, the support from the Office for Recreation, Sport and Racing continues to be invaluable and we acknowledge this significant impact on the performance pathway programs. Coupled with a strong connection to the South Australian Sports Institute staff and resources, SwimmingSA's pathway is in a strong position to continue providing development opportunities to impact performances in the water.


**Ben Cameron**

Pathways Manager



*Scan or Click on QR Codes for details of ...*

South Australian Records & Rankings



South Australian Results



Perpetual Trophy Winners



Seasonal Pennant Pointscores



Australian Results



# OUR PARTNERS



**Government of South Australia**  
Office for Recreation, Sport and Racing



South Australian Sports Institute



# EVENT PARTNERS

